




MAKE YOUR OWN CUBJAM LUGGAGE LABEL!


Follow these steps:

-  Write your details in the spaces on the label.
-  Decorate your label! Add colours, patterns or drawings to make it  your own.
-  Cut carefully around the dashed line.
-  Attach it to your bag with a loop of string, ribbon or luggage tag strap.

GET CREATIVE AND GET READY FOR CUBJAM!



THE RINGMASTER'S



cubJAM

12 to 14 June 2026
@Rutland Show Ground


Name: _____


Group Name: _____

District: _____

Arrival Time: _____

Departure Time: _____



 CUT ALONG THE DOTTED LINE

MAKE YOUR OWN CUBJAM LUGGAGE LABEL!


Follow these steps:

-  Write your details in the spaces on the label.
-  Decorate your label! Add colours, patterns or drawings to make it  your own.
-  Cut carefully around the dashed line.
-  Attach it to your bag with a loop of string, ribbon or luggage tag strap.

GET CREATIVE AND GET READY FOR CUBJAM!



THE RINGMASTER'S



cubJAM

12 to 14 June 2026
@Rutland Show Ground


Name: _____


Group Name: _____

District: _____

Arrival Time: _____

Departure Time: _____



 CUT ALONG THE DOTTED LINE